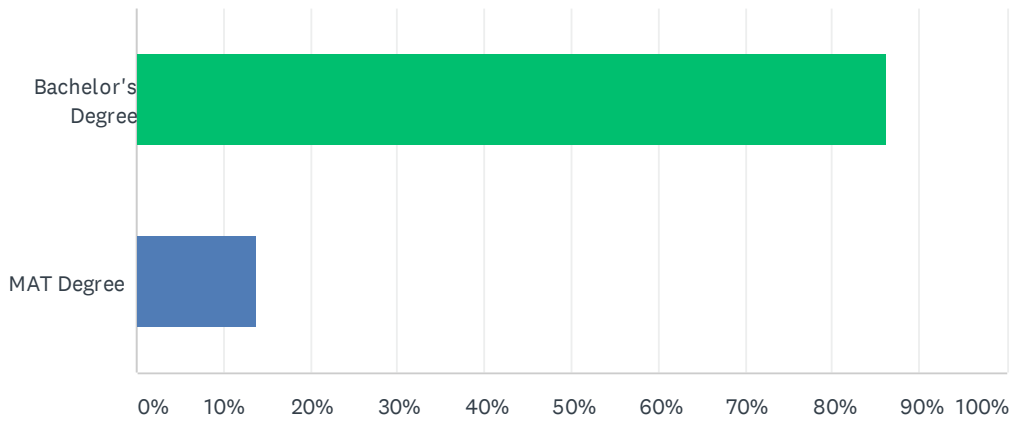


# Q1 Which degree did you, or will you receive from JBU to get your teaching license?

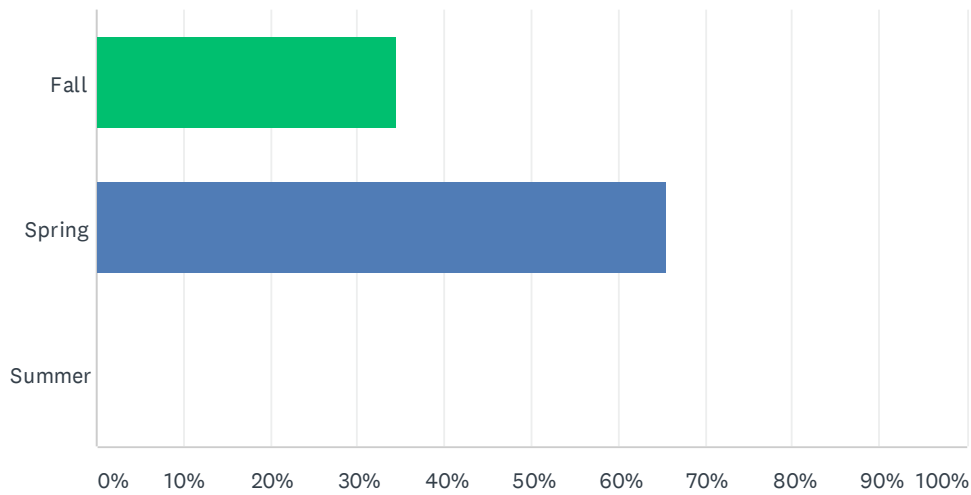
Answered: 29 Skipped: 0



ANSWER CHOICES		RESPONSES	
Bachelor's Degree		86.21%	25
MAT Degree		13.79%	4
TOTAL			29

## Q2 Graduation Date - What semester did you, or will you graduate?

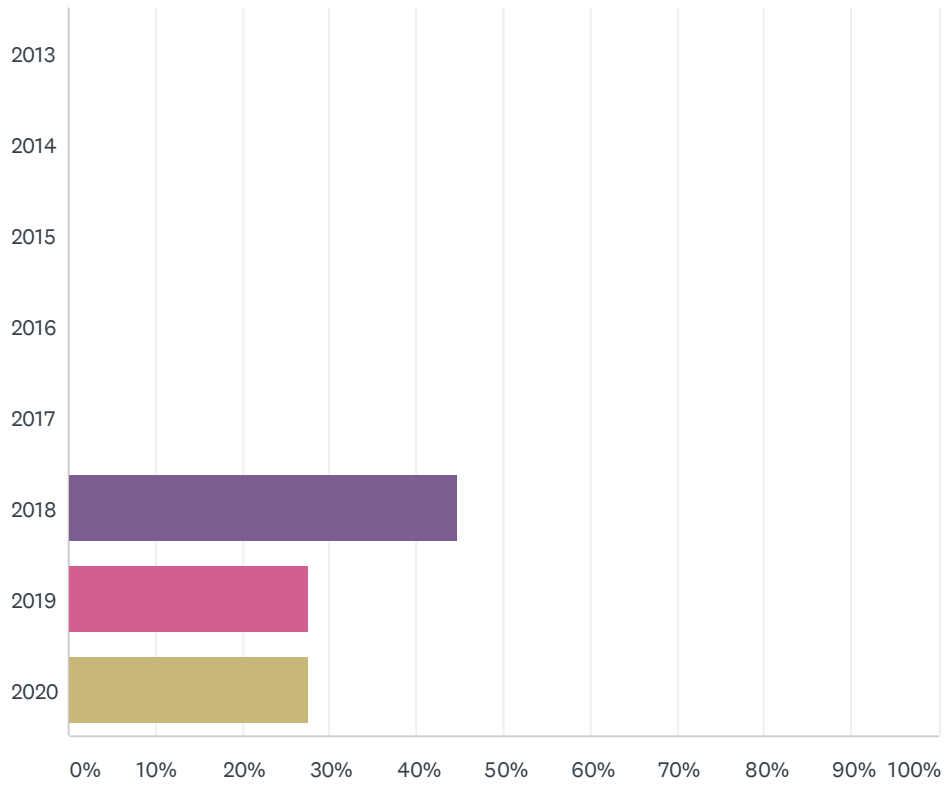
Answered: 29 Skipped: 0



ANSWER CHOICES	RESPONSES
Fall	34.48% 10
Spring	65.52% 19
Summer	0.00% 0
<b>TOTAL</b>	<b>29</b>

### Q3 Graduation Date: What year did you, or will you graduate?

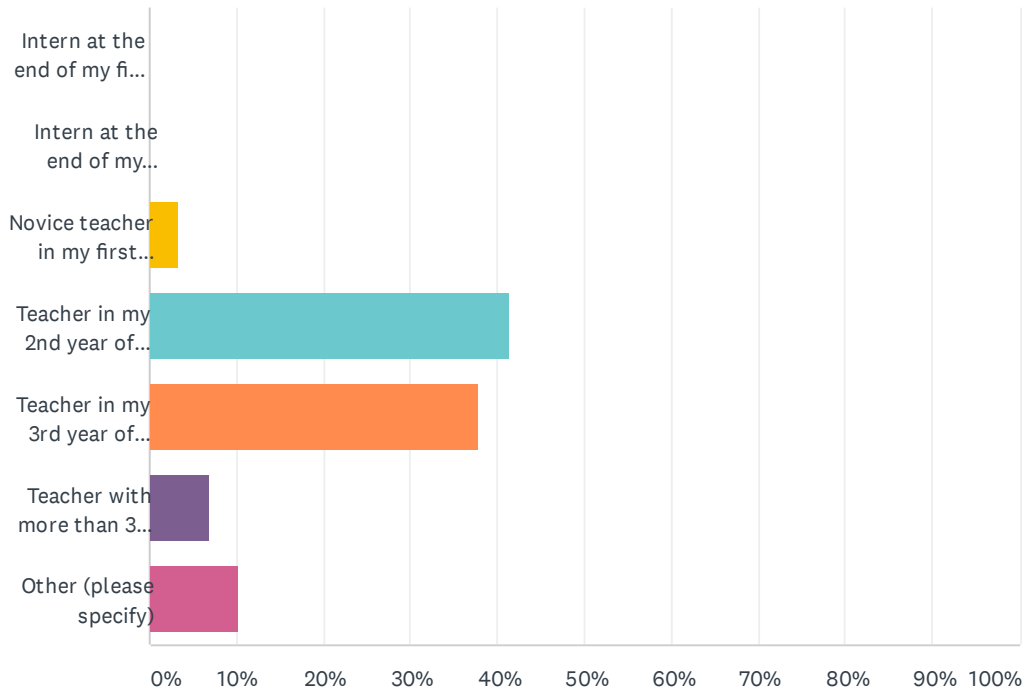
Answered: 29 Skipped: 0



ANSWER CHOICES	RESPONSES	
2013	0.00%	0
2014	0.00%	0
2015	0.00%	0
2016	0.00%	0
2017	0.00%	0
2018	44.83%	13
2019	27.59%	8
2020	27.59%	8
<b>TOTAL</b>		<b>29</b>

## Q4 Which of the following best describes you?

Answered: 29 Skipped: 0

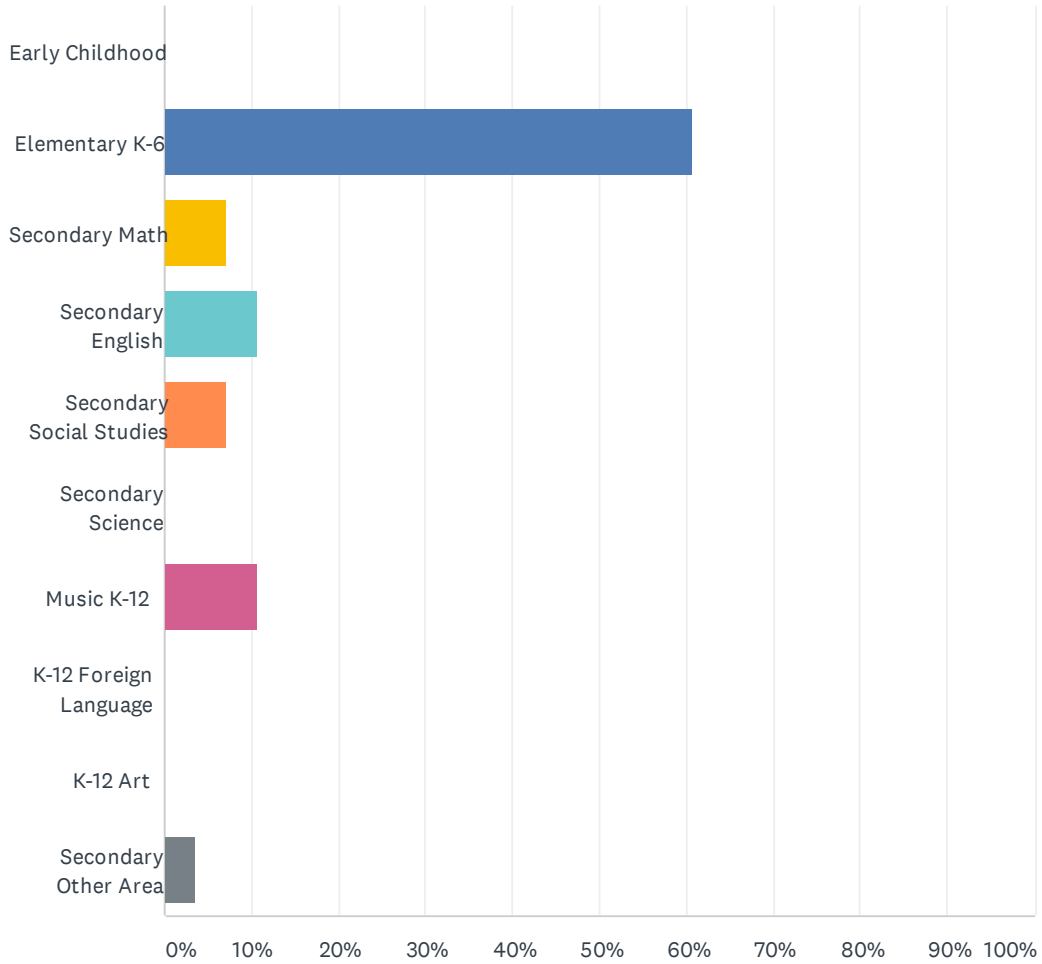


ANSWER CHOICES	RESPONSES
Intern at the end of my first placement	0.00% 0
Intern at the end of my second placement	0.00% 0
Novice teacher in my first year of teaching	3.45% 1
Teacher in my 2nd year of teaching	41.38% 12
Teacher in my 3rd year of teaching	37.93% 11
Teacher with more than 3 years of experience teaching	6.90% 2
Other (please specify)	10.34% 3
<b>TOTAL</b>	<b>29</b>

#	OTHER (PLEASE SPECIFY)	DATE
1	Graduate Student (MA in English) and Instructor of College Freshman (GA)	6/9/2021 6:17 PM
2	Not teaching! Working at a church in local outreach ministry	6/9/2021 5:27 PM
3	Graduate	6/9/2021 3:51 PM

## Q5 What is your teaching area?

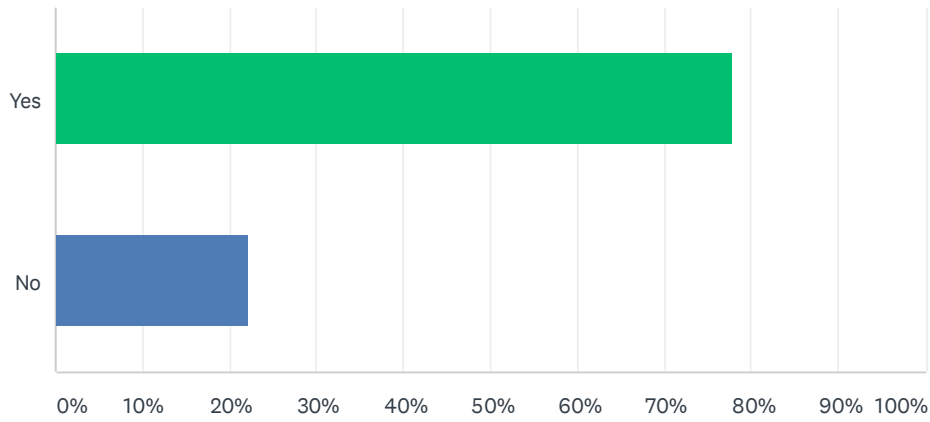
Answered: 28 Skipped: 1



ANSWER CHOICES	RESPONSES	
Early Childhood	0.00%	0
Elementary K-6	60.71%	17
Secondary Math	7.14%	2
Secondary English	10.71%	3
Secondary Social Studies	7.14%	2
Secondary Science	0.00%	0
Music K-12	10.71%	3
K-12 Foreign Language	0.00%	0
K-12 Art	0.00%	0
Secondary Other Area	3.57%	1
<b>TOTAL</b>		<b>28</b>

### Q6 Are you currently teaching in your original licensure area(s)?

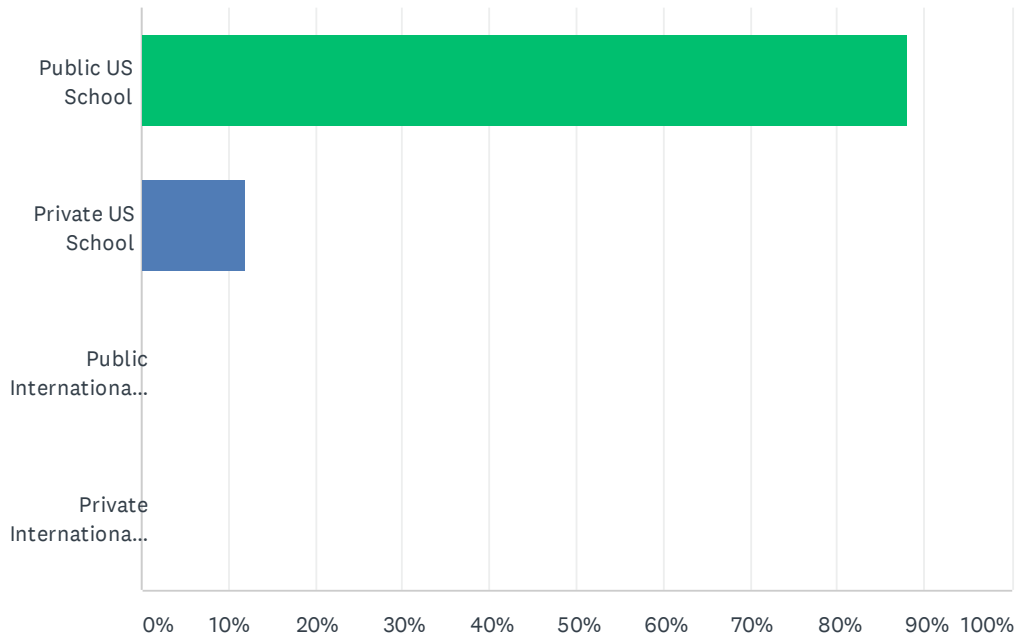
Answered: 27 Skipped: 2



ANSWER CHOICES	RESPONSES	
Yes	77.78%	21
No	22.22%	6
TOTAL		27

## Q7 Which best describes the school where you are teaching?

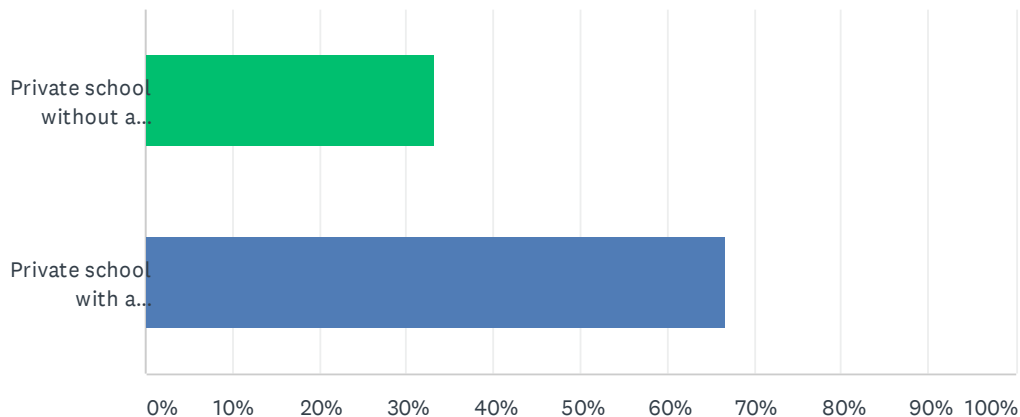
Answered: 25 Skipped: 4



ANSWER CHOICES	RESPONSES	
Public US School	88.00%	22
Private US School	12.00%	3
Public International School	0.00%	0
Private International School	0.00%	0
<b>TOTAL</b>		<b>25</b>

### Q8 Which best describes the private school where you work?

Answered: 3 Skipped: 26

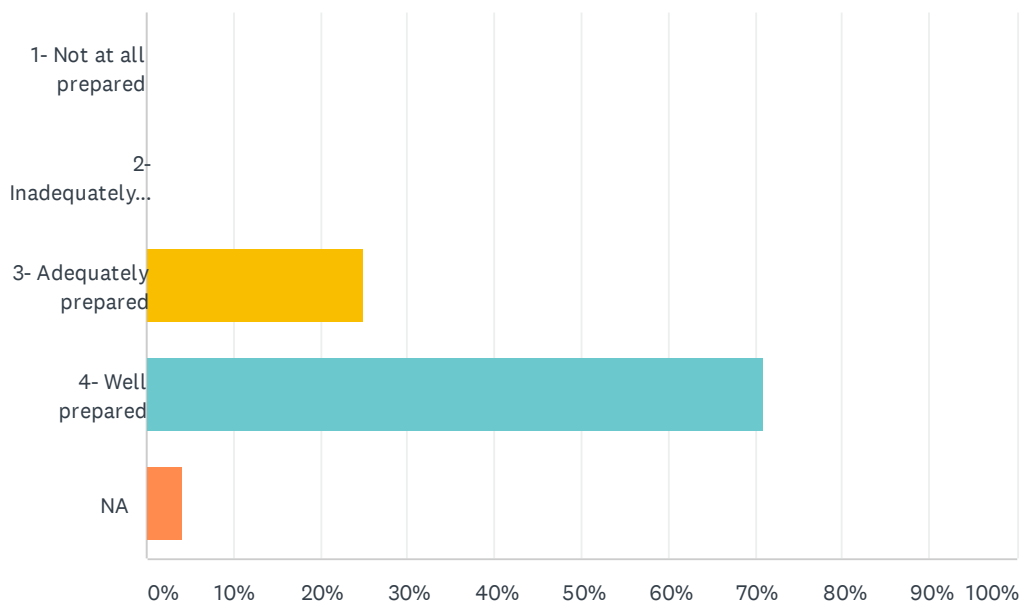


ANSWER CHOICES	RESPONSES	
Private school without a religious affiliation	33.33%	1
Private school with a religious affiliation	66.67%	2
TOTAL		3



### Q9 Component 1a: Demonstrating Knowledge of Content and Pedagogy: Knowledge of content and structure of the discipline; Knowledge of prerequisite relationships; Knowledge of content-related pedagogy.

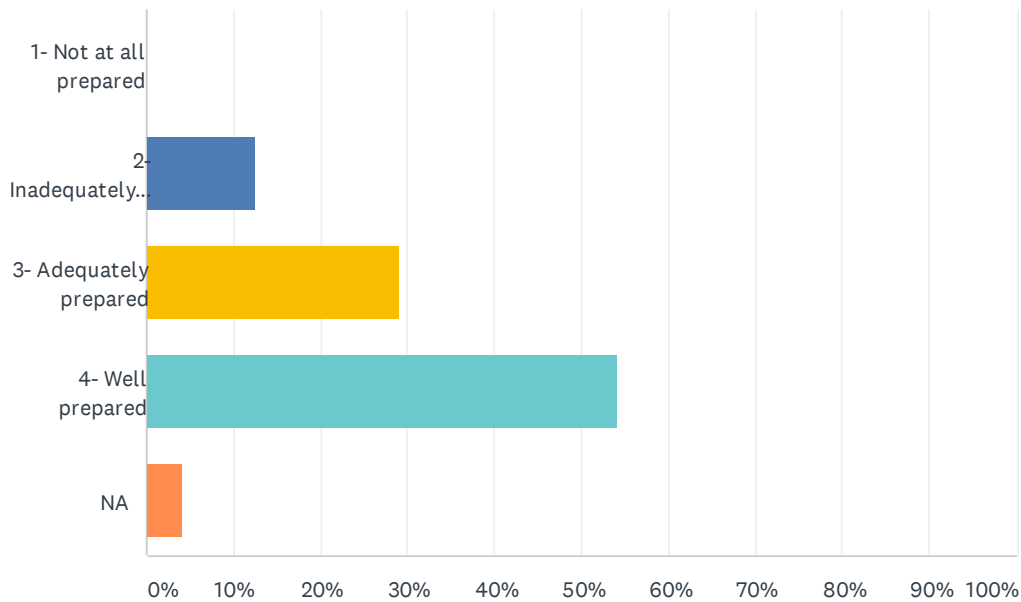
Answered: 24 Skipped: 5



ANSWER CHOICES	RESPONSES	
1- Not at all prepared	0.00%	0
2- Inadequately prepared	0.00%	0
3- Adequately prepared	25.00%	6
4- Well prepared	70.83%	17
NA	4.17%	1
<b>TOTAL</b>		<b>24</b>

**Q10 Component 1b: Demonstrating Knowledge of Students: Knowledge of child and adolescent development; Knowledge of the learning process; Knowledge of student's skills, knowledge, and language proficiency; Knowledge of students' interests and cultural heritage; Knowledge of students' special needs**

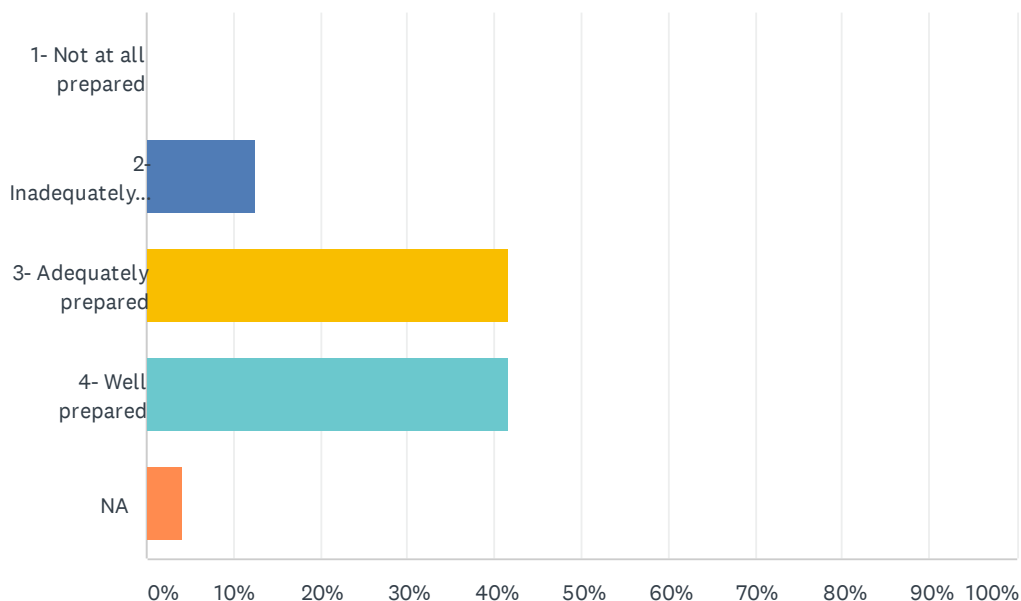
Answered: 24 Skipped: 5



ANSWER CHOICES	RESPONSES	
1- Not at all prepared	0.00%	0
2- Inadequately prepared	12.50%	3
3- Adequately prepared	29.17%	7
4- Well prepared	54.17%	13
NA	4.17%	1
<b>TOTAL</b>		<b>24</b>

### Q11 Component 1c: Setting Instructional Outcomes: Value, sequence, and alignment; Clarity; Balance; and Suitability for diverse learners.

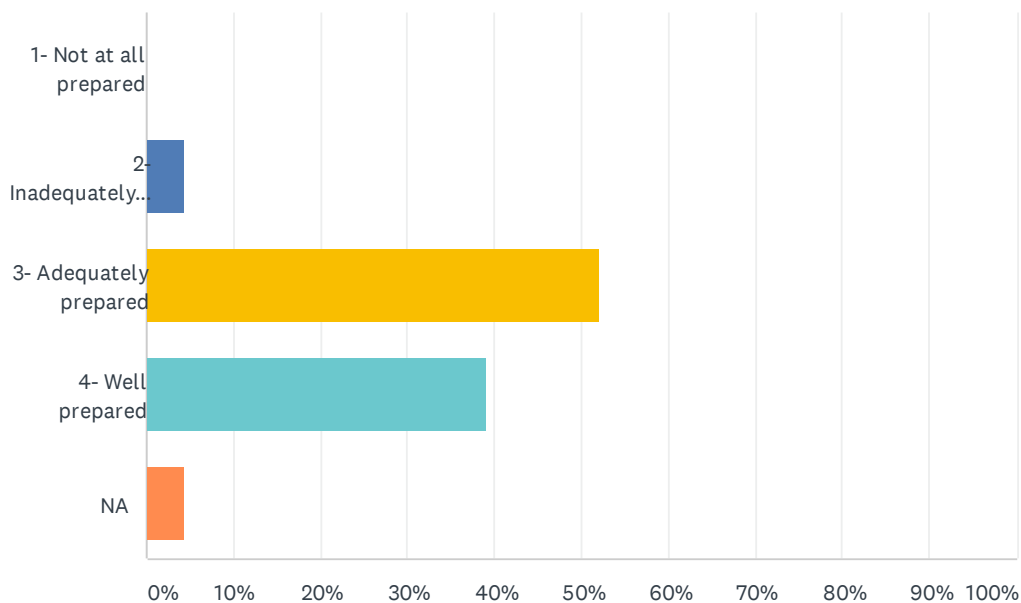
Answered: 24 Skipped: 5



ANSWER CHOICES	RESPONSES	
1- Not at all prepared	0.00%	0
2- Inadequately prepared	12.50%	3
3- Adequately prepared	41.67%	10
4- Well prepared	41.67%	10
NA	4.17%	1
<b>TOTAL</b>		<b>24</b>

### Q12 Component 1d: Demonstrating Knowledge of Resources: Resources for classroom use; Resources to extend content knowledge and pedagogy; Resources for students

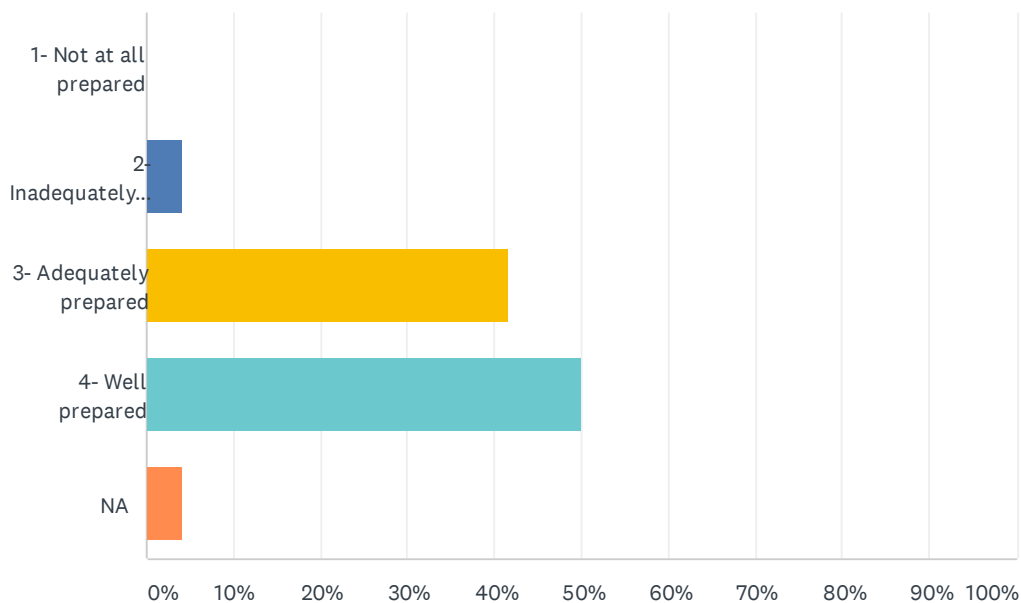
Answered: 23 Skipped: 6



ANSWER CHOICES	RESPONSES	
1- Not at all prepared	0.00%	0
2- Inadequately prepared	4.35%	1
3- Adequately prepared	52.17%	12
4- Well prepared	39.13%	9
NA	4.35%	1
<b>TOTAL</b>		<b>23</b>

### Q13 Component 1e. Designing Coherent Instruction: Learning activities; Instructional materials and resources; Instructional groups; and Lesson and unit structure

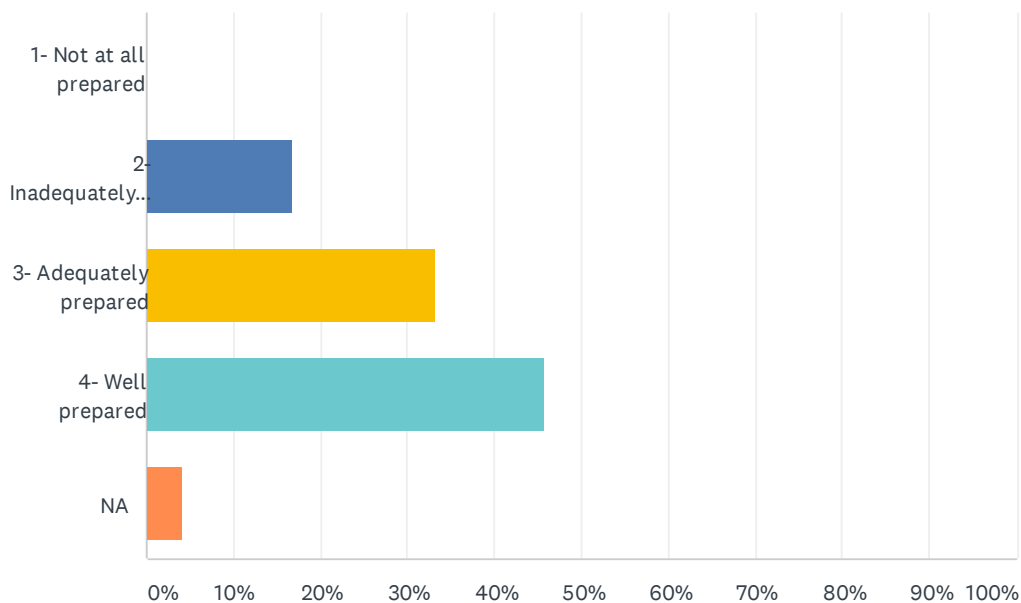
Answered: 24 Skipped: 5



ANSWER CHOICES	RESPONSES	
1- Not at all prepared	0.00%	0
2- Inadequately prepared	4.17%	1
3- Adequately prepared	41.67%	10
4- Well prepared	50.00%	12
NA	4.17%	1
<b>TOTAL</b>		<b>24</b>

### Q14 Component 1f: Designing Student Assessments: Congruence with instructional outcomes; Criteria and standards; Design of formative assessments; and Use for planning

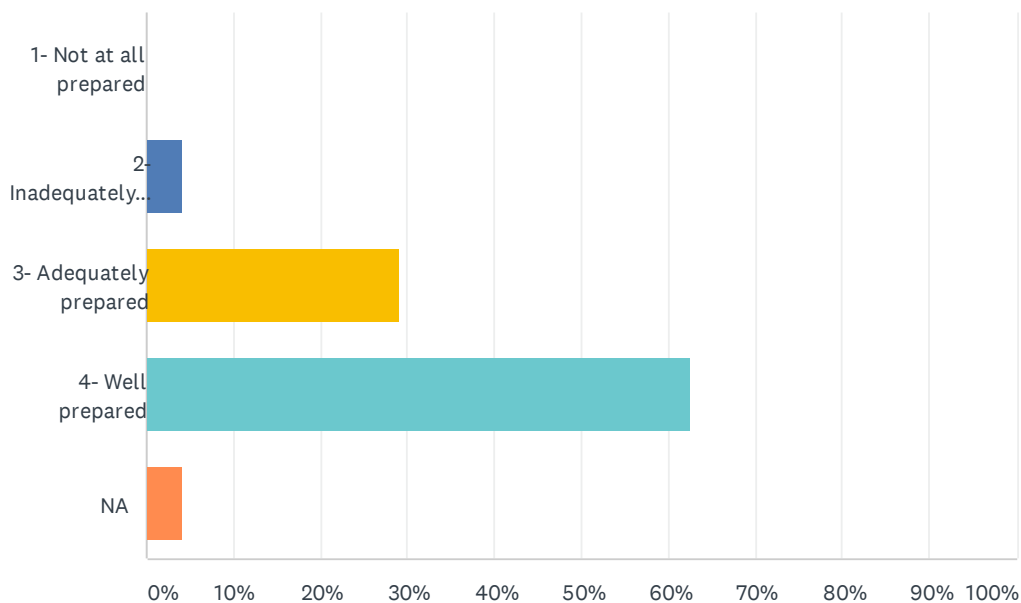
Answered: 24 Skipped: 5



ANSWER CHOICES	RESPONSES	
1- Not at all prepared	0.00%	0
2- Inadequately prepared	16.67%	4
3- Adequately prepared	33.33%	8
4- Well prepared	45.83%	11
NA	4.17%	1
<b>TOTAL</b>		<b>24</b>

### Q15 Component 2a: Creating an Environment of Respect and Rapport: Teacher interaction with students; and Student interaction with other students

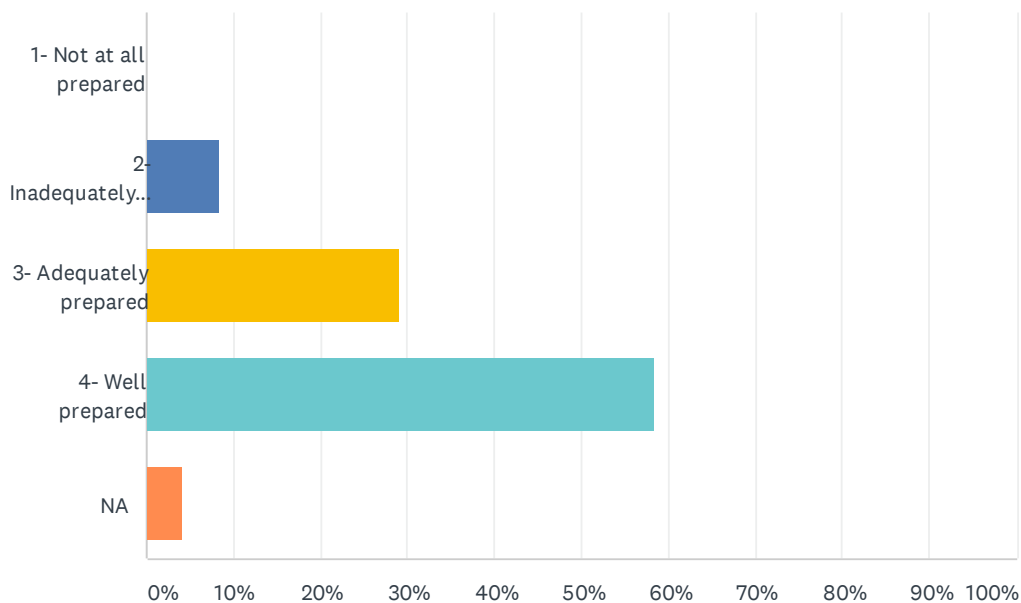
Answered: 24 Skipped: 5



ANSWER CHOICES	RESPONSES	
1- Not at all prepared	0.00%	0
2- Inadequately prepared	4.17%	1
3- Adequately prepared	29.17%	7
4- Well prepared	62.50%	15
NA	4.17%	1
<b>TOTAL</b>		<b>24</b>

### Q16 Component 2b: Establishing a Culture for Learning: Importance of the content; Expectations for learning and achievement; and Pride in student work.

Answered: 24 Skipped: 5

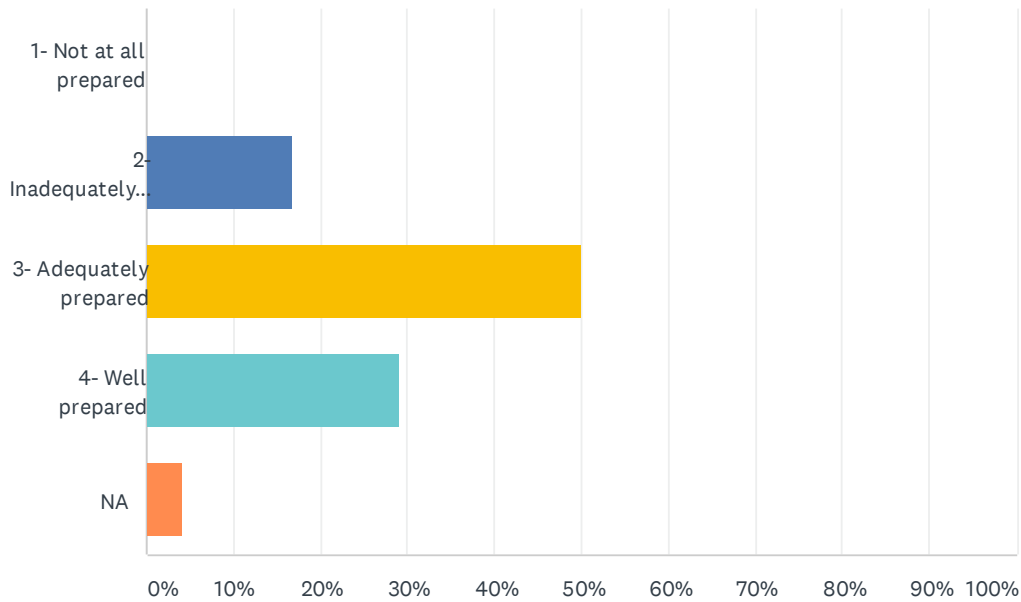


ANSWER CHOICES	RESPONSES	
1- Not at all prepared	0.00%	0
2- Inadequately prepared	8.33%	2
3- Adequately prepared	29.17%	7
4- Well prepared	58.33%	14
NA	4.17%	1
<b>TOTAL</b>		<b>24</b>



### Q17 Component 2c. Managing Classroom Procedures: Management of instructional groups; Management of transitions; Management of materials

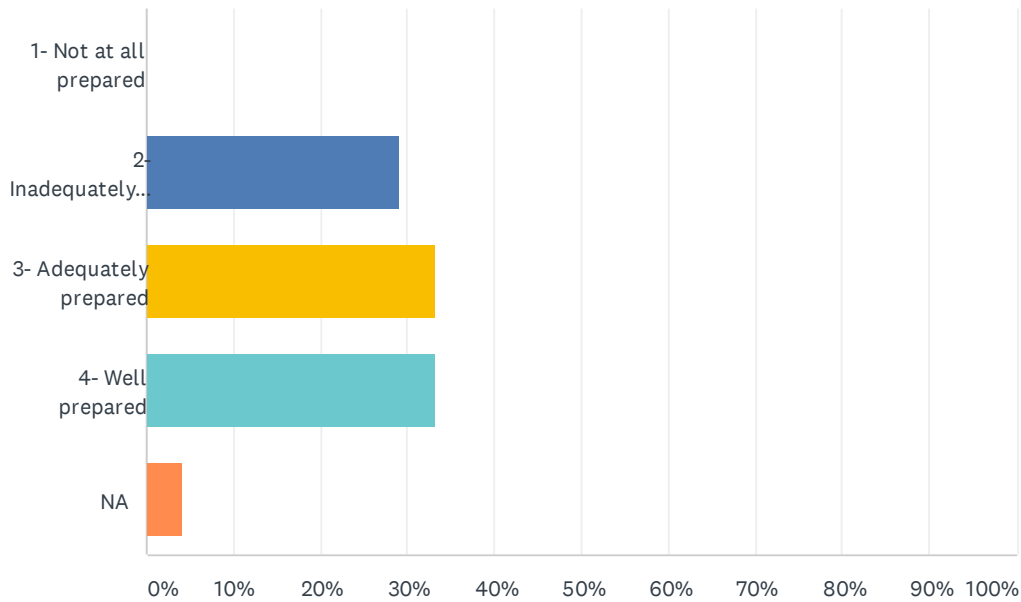
Answered: 24 Skipped: 5



ANSWER CHOICES	RESPONSES	
1- Not at all prepared	0.00%	0
2- Inadequately prepared	16.67%	4
3- Adequately prepared	50.00%	12
4- Well prepared	29.17%	7
NA	4.17%	1
<b>TOTAL</b>		<b>24</b>

## Q18 Component 2d. Managing Student Behavior: Expectations; Monitoring of student behavior; and Response to student behavior

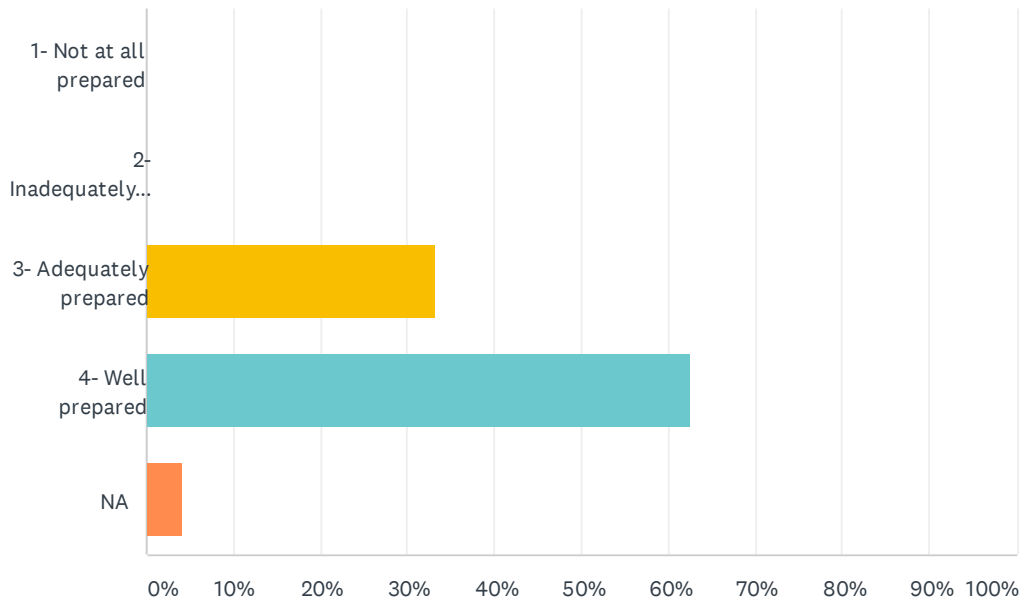
Answered: 24 Skipped: 5



ANSWER CHOICES	RESPONSES	
1- Not at all prepared	0.00%	0
2- Inadequately prepared	29.17%	7
3- Adequately prepared	33.33%	8
4- Well prepared	33.33%	8
NA	4.17%	1
<b>TOTAL</b>		<b>24</b>

### Q19 Component 2e. Organizing Physical Space: Safety and accessibility; and Arrangement of furniture and use of physical resources

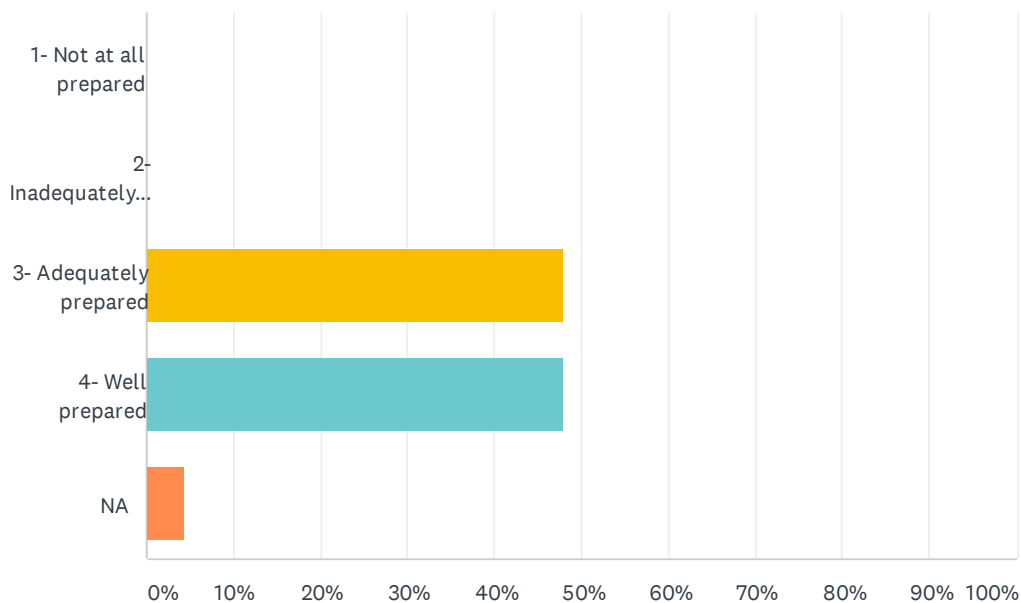
Answered: 24 Skipped: 5



ANSWER CHOICES	RESPONSES	
1- Not at all prepared	0.00%	0
2- Inadequately prepared	0.00%	0
3- Adequately prepared	33.33%	8
4- Well prepared	62.50%	15
NA	4.17%	1
<b>TOTAL</b>		<b>24</b>

## Q20 Component 3a. Communicating with Students: Expectations for learning; Directions and procedures; Explanations of content; and Use of oral and written language

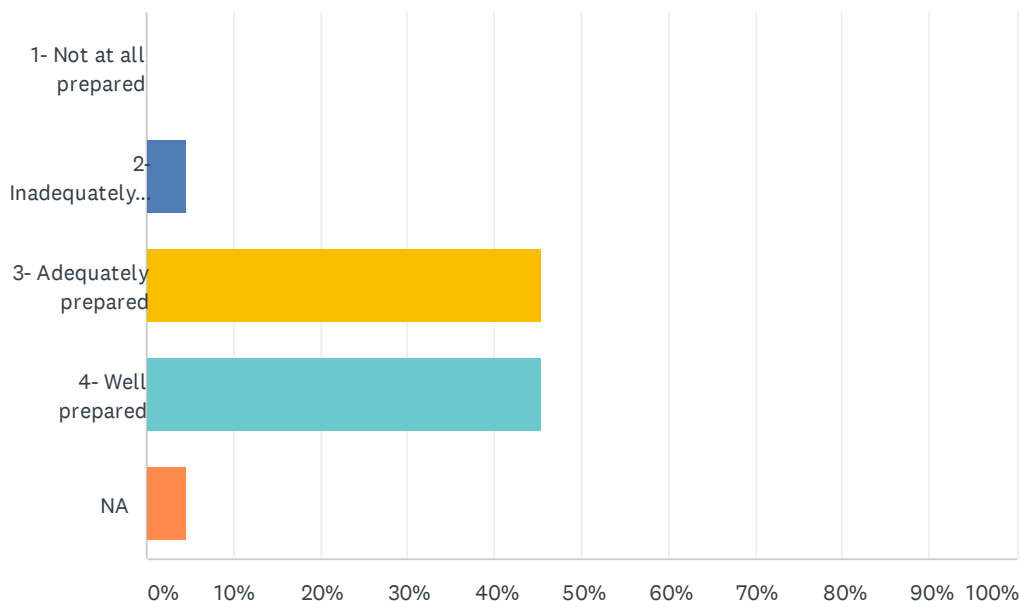
Answered: 23 Skipped: 6



ANSWER CHOICES	RESPONSES	
1- Not at all prepared	0.00%	0
2- Inadequately prepared	0.00%	0
3- Adequately prepared	47.83%	11
4- Well prepared	47.83%	11
NA	4.35%	1
<b>TOTAL</b>		<b>23</b>

### Q21 Component 3b. Using Questioning and Discussion Techniques: Quality of questions; Discussion techniques; and Student participation

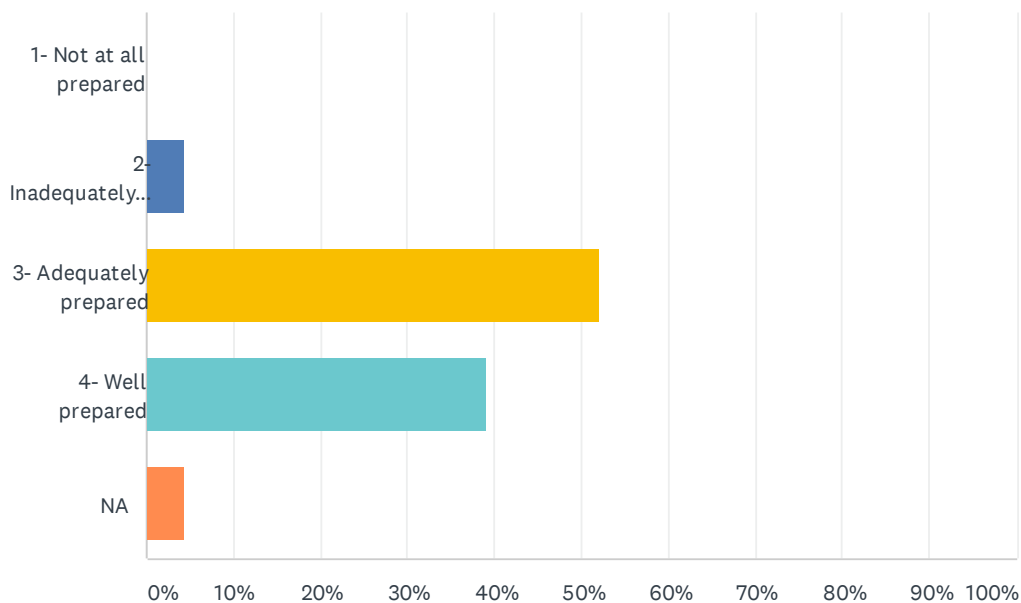
Answered: 22 Skipped: 7



ANSWER CHOICES	RESPONSES	
1- Not at all prepared	0.00%	0
2- Inadequately prepared	4.55%	1
3- Adequately prepared	45.45%	10
4- Well prepared	45.45%	10
NA	4.55%	1
<b>TOTAL</b>		<b>22</b>

## Q22 Component 3c: Engaging Students in Learning: Activities and assignments; Grouping of students; Instructional materials and resources; and Structure and pacing

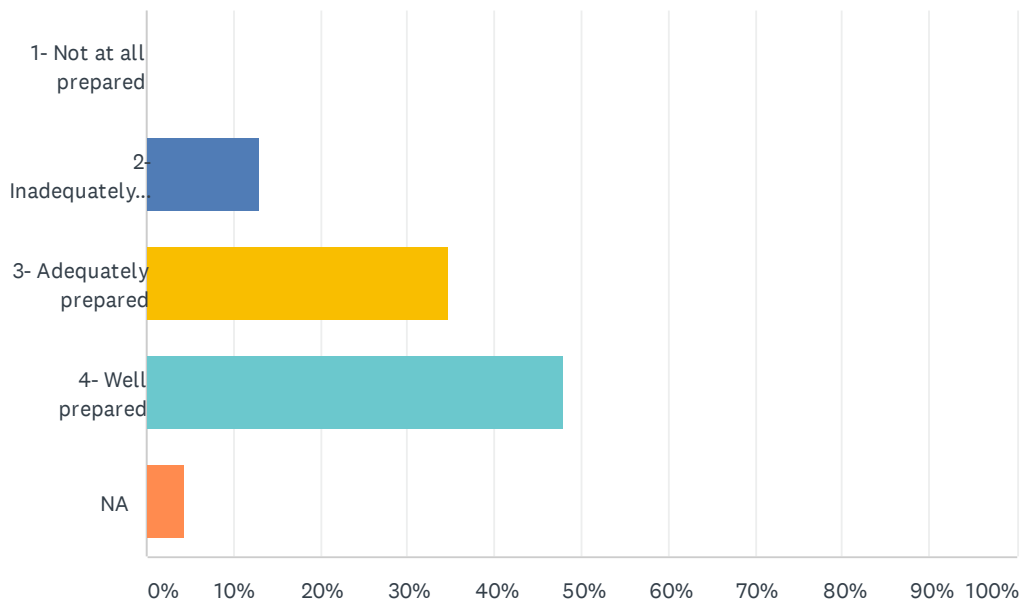
Answered: 23 Skipped: 6



ANSWER CHOICES	RESPONSES	
1- Not at all prepared	0.00%	0
2- Inadequately prepared	4.35%	1
3- Adequately prepared	52.17%	12
4- Well prepared	39.13%	9
NA	4.35%	1
<b>TOTAL</b>		<b>23</b>

### Q23 Component 3d: Using assessment in Instruction: Assessment criteria; Monitoring of student learning; Feedback to students; and Student self-assessment and monitoring of progress

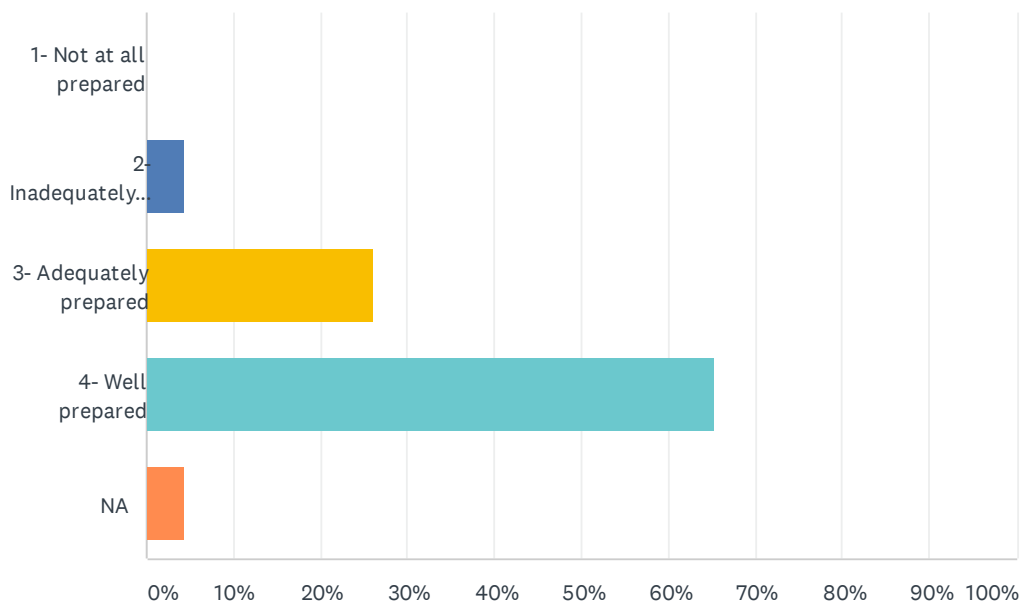
Answered: 23 Skipped: 6



ANSWER CHOICES	RESPONSES	
1- Not at all prepared	0.00%	0
2- Inadequately prepared	13.04%	3
3- Adequately prepared	34.78%	8
4- Well prepared	47.83%	11
NA	4.35%	1
<b>TOTAL</b>		<b>23</b>

## Q24 Component 3e: Demonstrating Flexibility and Responsiveness: Lesson adjustment; Response to students; and Persistence

Answered: 23 Skipped: 6

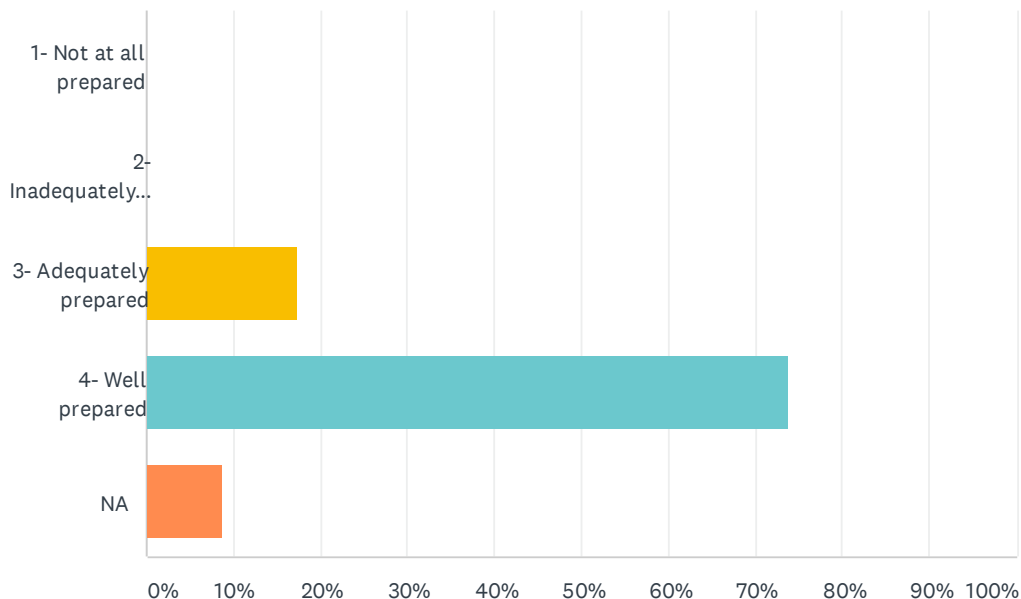


ANSWER CHOICES	RESPONSES	
1- Not at all prepared	0.00%	0
2- Inadequately prepared	4.35%	1
3- Adequately prepared	26.09%	6
4- Well prepared	65.22%	15
NA	4.35%	1
<b>TOTAL</b>		<b>23</b>



## Q25 Component 4a: Reflecting on Teaching: Accuracy; and Use in future teaching

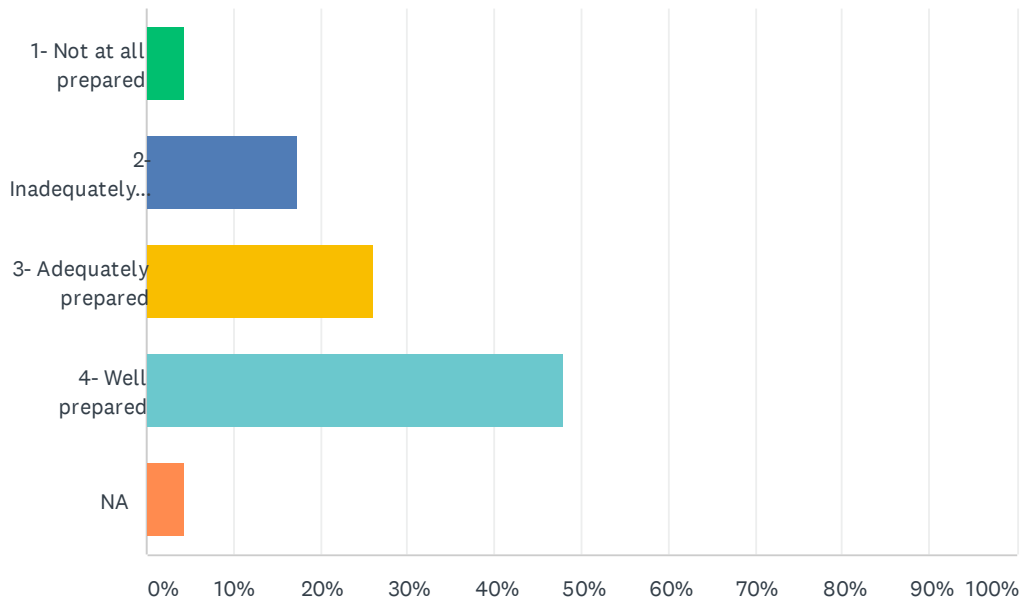
Answered: 23 Skipped: 6



ANSWER CHOICES	RESPONSES	
1- Not at all prepared	0.00%	0
2- Inadequately prepared	0.00%	0
3- Adequately prepared	17.39%	4
4- Well prepared	73.91%	17
NA	8.70%	2
<b>TOTAL</b>		<b>23</b>

## Q26 Component 4b: Maintaining Accurate Records: Student completion of assignments; Student progress in learning; and Non-instructional records

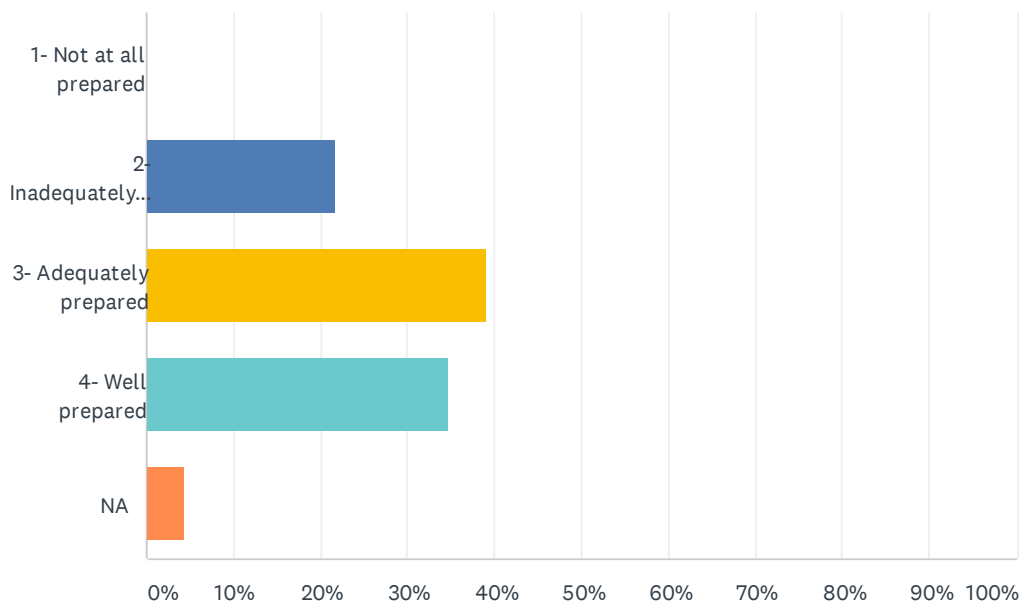
Answered: 23 Skipped: 6



ANSWER CHOICES	RESPONSES	
1- Not at all prepared	4.35%	1
2- Inadequately prepared	17.39%	4
3- Adequately prepared	26.09%	6
4- Well prepared	47.83%	11
NA	4.35%	1
<b>TOTAL</b>		<b>23</b>

## Q27 Component 4c: Communicating with Families: Information about the instructional program; Information about individual students; and Engagement of families in the instructional program

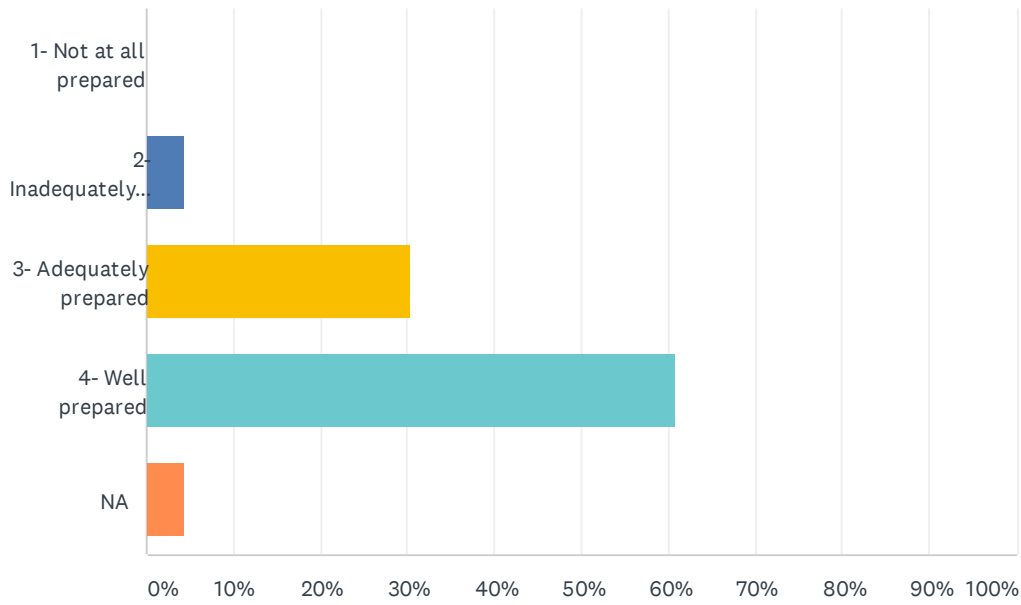
Answered: 23 Skipped: 6



ANSWER CHOICES	RESPONSES	
1- Not at all prepared	0.00%	0
2- Inadequately prepared	21.74%	5
3- Adequately prepared	39.13%	9
4- Well prepared	34.78%	8
NA	4.35%	1
<b>TOTAL</b>		<b>23</b>

### Q28 Component 4d: Participating in a Professional Community: Relationships with colleagues; Involvement in a culture of professional inquiry; Service to the school; and Participation in school and other district projects

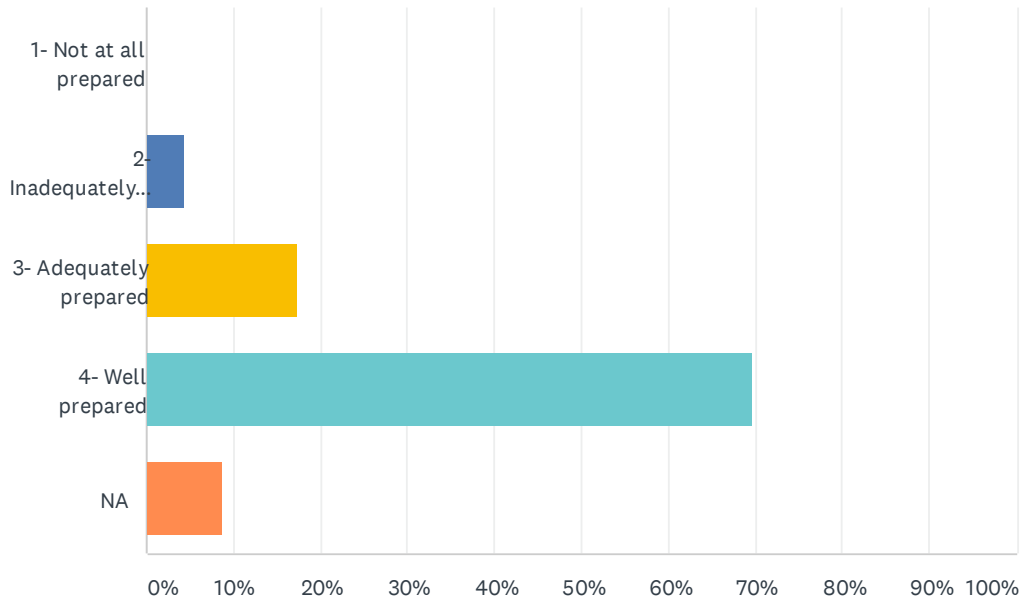
Answered: 23 Skipped: 6



ANSWER CHOICES	RESPONSES	
1- Not at all prepared	0.00%	0
2- Inadequately prepared	4.35%	1
3- Adequately prepared	30.43%	7
4- Well prepared	60.87%	14
NA	4.35%	1
<b>TOTAL</b>		<b>23</b>

## Q29 Component 4e: Growing and Developing Professionally: Enhancement of content knowledge and pedagogical skill; Receptivity to feedback from colleagues; and Service to the profession

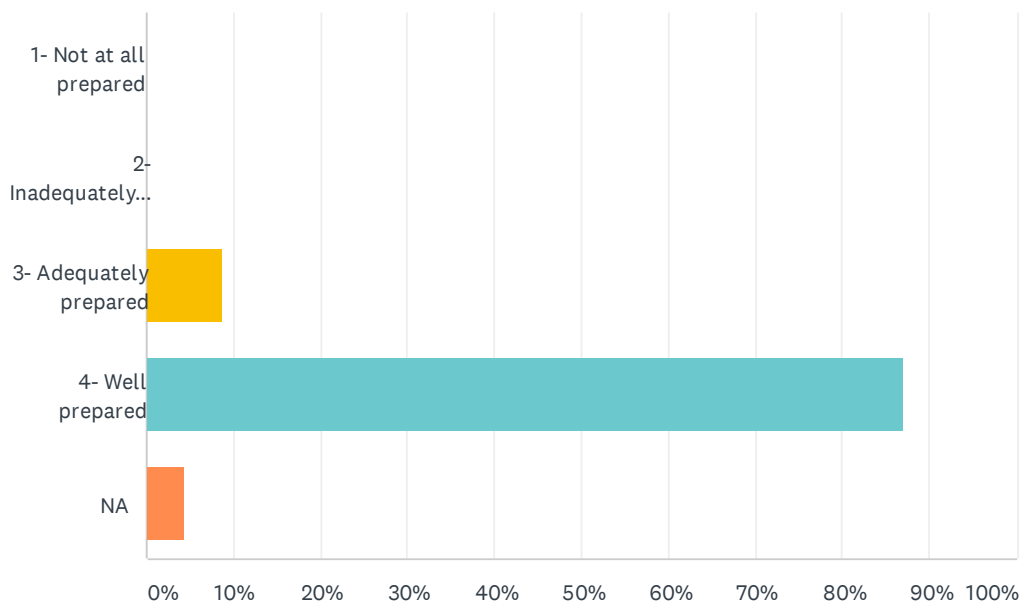
Answered: 23 Skipped: 6



ANSWER CHOICES	RESPONSES	
1- Not at all prepared	0.00%	0
2- Inadequately prepared	4.35%	1
3- Adequately prepared	17.39%	4
4- Well prepared	69.57%	16
NA	8.70%	2
<b>TOTAL</b>		<b>23</b>

### Q30 Component 4f: Showing Professionalism: Integrity and ethical conduct; Service to students; Advocacy; Decision making; and Compliance with school and district regulations

Answered: 23 Skipped: 6



ANSWER CHOICES	RESPONSES	
1- Not at all prepared	0.00%	0
2- Inadequately prepared	0.00%	0
3- Adequately prepared	8.70%	2
4- Well prepared	86.96%	20
NA	4.35%	1
<b>TOTAL</b>		<b>23</b>

**Q31 Please write a statement that describes your experiences earning your education degree at John Brown University. These statements could be included in our accreditation report or in our promotional literature.**

Answered: 14 Skipped: 15

#	RESPONSES	DATE
1	While I enjoyed learning from my professors at JBU, I found that a majority of the education department's classes did a poor job tailoring to my needs as a music educator. The most useful classes were by far the child development classes, but I felt like I learned very little from my pedagogy classes taught by ed. professors.	7/7/2021 12:41 PM
2	The MAT program at JBU prepared me not only in pedagogy, but emotionally. Time after time we were reminded we are surrogate parents to our students. That has exponentially impacted my teaching style. I love that my education was Christ centered and holistic. I cannot count the times I have sat in a PD meeting thinking, "I learned this at JBU", only to hear several other seasoned and new teachers say, "why didn't I learn this in teaching school!"	6/29/2021 7:07 PM
3	John Brown University prepared me for teaching seventh graders by giving me so many opportunities to be in the local public schools and interact with other teachers.	6/16/2021 7:35 AM
4	JBU provided a great preparation for the classroom. The professors were knowledgeable about the field and showed kindness, compassion and understanding during the intern process. I would highly recommend JBU MAT program to anyone wanting to enter the educational field.	6/11/2021 11:50 PM
5	JBU immediately puts you in the classrooms with students. We apply what we are learning in our own classrooms and observe teachers and students in real-time.	6/11/2021 5:45 PM
6	They prepared me well, although I wish they had been more encouraging. Freshman year and Junior year they wondered if I would be good enough to teach.	6/10/2021 2:35 PM
7	JBU has a great program which helps to prepare students for the challenges in the field of teaching.	6/9/2021 10:26 PM
8	Getting my education degree at John Brown University was one of the best decisions I've ever made. I was able to begin working in a classroom starting freshman year, which helped solidify my decision to become a teacher, and getting to complete an internship at two different schools in the area during my senior year really prepared me for my future career.	6/9/2021 6:21 PM
9	My training in the education department was holistic. The classes and classroom experience taught me to care for the whole student— their minds, but also their personhood and character. I was grateful to be in a setting that prioritized Jesus' view of people while still learning how to teach an effective and excellent lesson.	6/9/2021 5:31 PM
10	My professors had high expectations and helped prepare me well for all aspects of teaching. During my first year teaching, several coworkers and supervisors remarked that they were surprised I was only in my first year.	6/9/2021 4:38 PM
11	John Brown taught me a lot about teaching philosophies and how to form my own. I feel prepared to take on the challenge of running my own classroom and look forward to doing so! I am beyond grateful for all the professors in the Education program.	6/9/2021 4:10 PM
12	JBU prepared me well for my career as a teacher. Even though I am not at a traditional school (I am at a public charter school), I felt prepared enough adapt what I had learned into my new setting. I could not have asked for a better education. I learned how to teach, but more importantly how to teach my students well by meeting them where they are at. Also by caring about and loving them. Meeting someone's emotional and basic needs often trumps their educational needs. JBU helped me to learn how to meet these needs.	6/9/2021 4:07 PM
13	I feel that the JBU Education Department prepared me for my career. I learned how to love students well and to be the best teacher I can be, as was modeled by the professors. I felt prepared to walk into a classroom day one of teaching. I was able to build real relationships	6/9/2021 3:39 PM

## TESS Teacher Preparation Survey

with my professors that allowed me to ask honest questions and grow myself as a teacher, and those professors continue to be a great resource for anything that I need. My cohort also continues to be a great resource as we share experience and ask for advice.

---

14	Field experiences from the very beginning helped provide multiple opportunities before internship	6/9/2021 2:43 PM
----	---	------------------

---