

Metro Christian Academy

A LOOK AT THE MISSION IN THE CONTEXT OF
DEMOGRAPHICS, GEOGRAPHICAL LOCATION, AND
CALLING



My Road:

Education:


- Marshfield Christian School – 2 Years
- Metro Christian Academy – 9 Years
 - CFO – 4 Years
 - Headmaster 5 Years

Business:

- Operations & Finance

Ministry:

- Executive & Associate Pastor



THE SCHOOL: Metro Christian Academy

HISTORY

Established in 1983

Opened Day-1 as a K-12 school
with over 600 students enrolled

Current Prek-12 Programming

3-Year Average Enrollment:
1013 Students

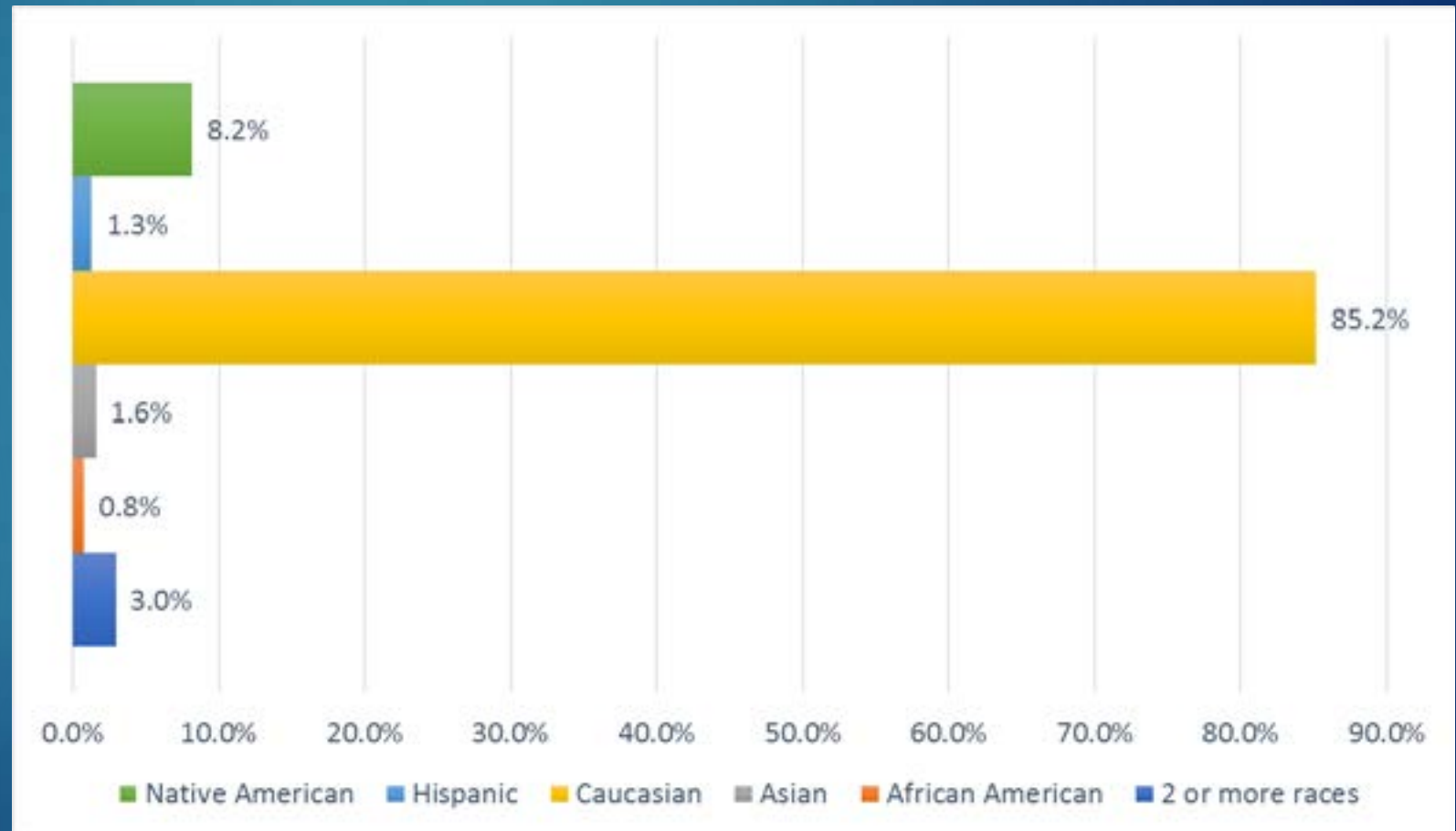
Dual Accreditation:

- State of Oklahoma
- AdvancEd

College Preparatory Curriculum

Special Program for LD Students

ETHNICITY



THE MISSION: PAST & PRESENT

THE PAST (1983-2004)

- ▶ Accept any students willing to enter the school with an understanding that they would be taught in Christian principles and adhere to behavior expectations

THE PRESENT (2005-2017)

- ▶ Accept those students from Christian families with the understanding that they are being trained for missional work and to make a difference in the world.



THE MISSION: **START WITH THE WHY**

WHY ARE WE WHERE WE ARE?

- ▶ 5 Years Ago – The vision to expand
- ▶ God's clear purpose
 - ▶ Luke 19:10 "For the Son of Man came to seek and save the lost"
 - ▶ The parable of the talents
- ▶ Metro Christian Academy has been given much



11



THE GEOGRAPHY

ECONOMIC

One of the lowest incomes in the nation at 61st/Peoria

Income levels are lower than 89% of other neighborhoods across the nation

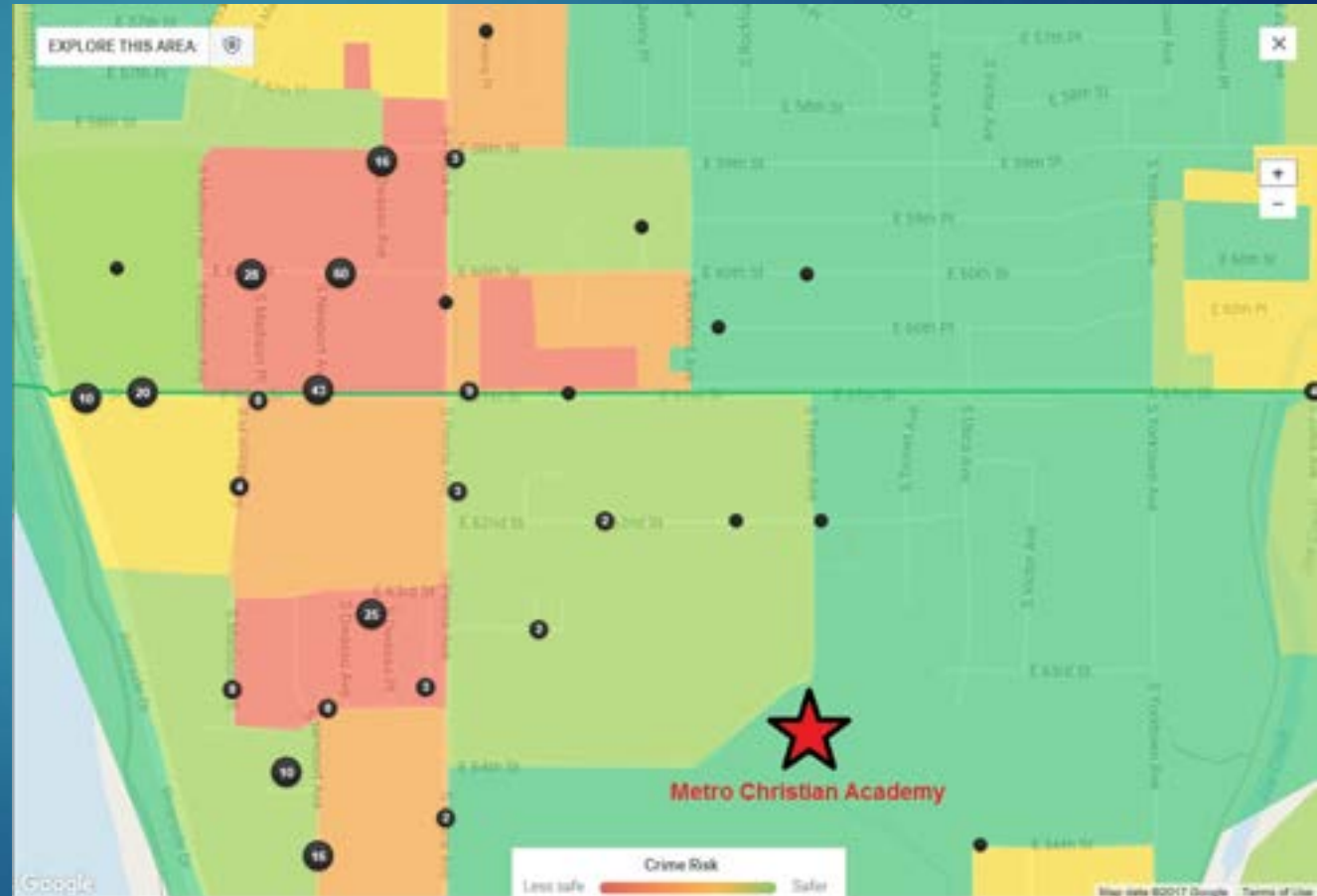
40.3% of the children in this area live in households below the poverty line

Higher rate of childhood poverty than 83.6% of neighborhoods in nation

317 Crimes YTD

Ranging from theft, burglary, assault and even murder

CRIME



THE MISSION

APPROACH

Impact the community through students and partnerships with local schools

- McClure Elementary
- Marshall Elementary

Student Efforts

Parent Efforts

McClure Elementary School Student Information

Total Students As of Oct.1, 2016	468
American Indian	7%
Asian	1%
African American	46%
Hispanic	19%
Caucasian	13%
Pacific Islander	1%
Multiracial	12%
Female	49%
Male	51%
IEP	17%
Gifted and Talented	2%
English Language Learner	18%
Free / Reduced Lunch	70%
Student Attendance 15-16	91%

Marshall Elementary School Student Information

Total Students As of Oct.1, 2016	300
American Indian	5%
Asian	2%
African American	36%
Hispanic	32%
Caucasian	16%
Pacific Islander	0%
Multiracial	9%
Female	48%
Male	52%
IEP	18%
Gifted and Talented	2%
English Language Learner	26%
Free / Reduced Lunch	68%
Student Attendance 15-16	92%



THE MISSION: Student Efforts

Halloween Trunk or Treat



THE MISSION: Student Efforts



THE MISSION: Student Efforts

Christmas Family Outreach




THE MISSION: Student Efforts

Reading Buddies



THE MISSION: Student Efforts

Big Brothers/Sisters



THE MISSION: Parent Efforts



THE MISSION: Parent Efforts

- ▶ Teacher Break Room
- ▶ Biz Town
- ▶ Book Fair
- ▶ Clothing Drive & School Supplies
- ▶ Dad Reading Buddies
- ▶ Prayer support and encouragement



THE MISSION: The Impact



THE MISSION: *Moving Forward*

► New Master Plan



THE MISSION: Moving Forward



THE MISSION: Moving Forward



THE MISSION: Moving Forward



THE MISSION: *Moving Forward*

- ▶ Fulfillment of our vision to be a regionally-recognized, Christian, college-preparatory school in a world class facility that is impacting the neighborhood around us in a significant manner
- ▶ Impact & Integration



THE MISSION: Lessons Learned

- ▶ Wise caution
- ▶ Safety of students
- ▶ Seek to serve the people in need versus the needy people
- ▶ Relationship not just handouts
- ▶ Long-term perspective
- ▶ Consistency & predictability



Metro Christian Academy

